

B. Ed.

FEES DETAILS FOR 2023-2024

Semester Wise Payments to be made

Semester-1 / Semester - 3 Fees Details:

1. Tuition Fees (per semester) = $250 \times 6 = 1500/-$

2. Semester Fees (per semester) = 10,000/-

Total = 11500/-

All Payment to be made online

If you do not have Net Banking facility / Debit Card / Credit Card then you have to generate a challan then produce that challan at any SBI branch to pay by cash.

Please Note: No Cash payment will be accepted without a valid challan.

Kindly follow the steps mentioned below to pay your fees

- **1st year students should select the option Semester-1, available on the SBI portal.**
- **2nd year students should select the option Semester-3, available on the SBI portal.**

Steps are given below

(Note: All data mentioned below is only for demonstration purpose)

LORETO COLLEGE, KOLKATA

Online Fees Payment

No Payment by Cheques will be accepted

Kindly pay your college fees by cash or through online mode

Please follow the instructions given below

Go To www.loretocollege.in and click on Login Button

The screenshot shows the homepage of Loreto College, Kolkata. At the top, there is a dark blue header with contact information: a phone number (033-40055712) and an email address (loretocollege1912@gmail.com / principal@loretocollege.in). To the right of the header are navigation links for Home, Login, and News Letter, with the Login link circled in red. Below the header is a light green banner featuring the college's crest on the left, which includes the motto 'MARIA REGINA ANGELORUM' and 'CRUCI DUM SPIRO FIDO'. To the right of the crest, the college's name 'Loreto College, Kolkata' is written in a red, cursive font, followed by 'Founded in 1912'. Below this, several accreditation and ranking details are listed in a smaller font. A search bar with a magnifying glass icon is positioned to the right of the text. A dark blue navigation bar below the banner contains various menu items with dropdown arrows: ABOUT, ACADEMIC, NAAC, IQAC, NIRF, CAMPUS LIFE, SUPPORT, E-RESOURCES, ADMISSION, and ADMINISTRATIVE. The main content area is divided into two sections. On the left is a large photograph of Mr. Kanchan Gupta, Chairman of RRRLF, presenting a framed facsimile of the original Constitution of India to Sr. Christine Coutinho. A semi-transparent text box over the photo provides context: 'Mr. Kanchan Gupta, Chairman of RRRLF, hands over a facsimile of the manuscript of the original Constitution of India to Sr. Christine Coutinho, on the occasion of Constitution Day'. On the right is a 'NOTICE BOARD' section with a dark blue header. It lists two notices: 'Enrichment Courses April-August 2021 View Details' and 'The Crowning of Our Lady View Details', both with a 'NEW' icon. At the bottom of the notice board is a link for '...View All Notices' and two small arrow buttons. A final dark blue footer at the bottom of the page contains more menu items: ISR ACTIVITIES, PRESS RELEASE, FACILITIES, ALUMNAE, FEEDBACK, and GREEN CAMPUS.

033-40055712 loretocollege1912@gmail.com / principal@loretocollege.in

Home Login News Letter

Loreto College, Kolkata
Founded in 1912

Affiliated to University of Calcutta
NAAC Accredited 5 Star College in 2000
Re-accredited by NAAC in 2007 with 'A' Grade (2nd Cycle)
Re-accredited by NAAC in 2012 with 'A' Grade (3rd Cycle)
College of Potential for Excellence
75th All India Rank by NIRF 2020

ABOUT ACADEMIC NAAC IQAC NIRF CAMPUS LIFE SUPPORT E-RESOURCES ADMISSION ADMINISTRATIVE

Mr. Kanchan Gupta, Chairman of RRRLF, hands over a facsimile of the manuscript of the original Constitution of India to Sr. Christine Coutinho, on the occasion of Constitution Day

NOTICE BOARD

Enrichment Courses April-August 2021 **View Details**

The Crowning of Our Lady **View Details**

...View All Notices

ISR ACTIVITIES PRESS RELEASE FACILITIES ALUMNAE FEEDBACK GREEN CAMPUS

Click on Online Fees Payment

Loreto College Kolkata E-Corner Login



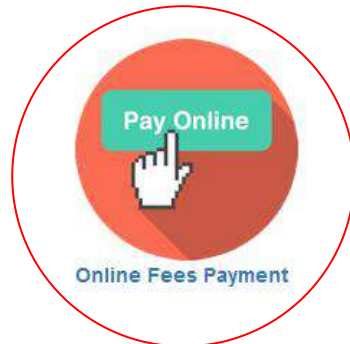
Academic
Management System



Teacher's Login



Student's Login



Online Fees Payment



Web Mail



Investment



Attendance



Fees Management
System

Click On Make Online Payment Link

LORETO COLLEGE, KOLKATA

Online Fees Payment

No Direct Payment by Cash / Cheques will be accepted, Kindly Pay your fees by only through Online mode

Please Enter your correct Bill Book No. while paying online fees

INSTRUCTIONS TO MAKE ONLINE PAYMENT (B.A. / B.SC. For 2nd /3rd Year / Repeating Students)
INSTRUCTIONS TO MAKE ONLINE PAYMENT (B.ED.)

CLICK HERE TO MAKE ONLINE PAYMENT

Back

Step 1: Enter Loreto College in the Search Field and Click on Loreto College

The screenshot displays the SBI SB Collect website interface. At the top, the SBI logo is on the left, and 'SB Collect' and 'Hindi' are on the right. Below the header, there are navigation links: HOME, TRANSACTION HISTORY, FAQ'S, and CUSTOMER SUPPORT. The main content area features a large banner with the text 'STATE BANK COLLECT' and several service categories, each with a checkmark icon:

- Payments for Services to Corporates, Government and Public Sector Undertakings
- Donations to charitable & religious institutions
- Local taxes like water tax, house tax, property tax
- Payment of fees to educational institutions, hospitals and municipal corporations
- All Payments related to merchants, industry and commercial services
- Pay using Netbanking/Debit/Credit Prepaid Cards, UPI

A search bar is located below the banner, containing the text 'Loreto'. Below the search bar, a dropdown menu is open, showing the search results. The first result, 'LORETO COLLEGE', is highlighted with a red circle and an arrow pointing to it. To the right of the search bar, the location 'West Bengal' is displayed. Below the search results, there are eight category icons with their corresponding labels:

- Educational Institutions
- Religious/Charitable Institutions
- Municipal Corporations
- Govt Departments
- Healthcare Institutions
- PSU-Public Sector Undertaking
- Recruitment
- Private Merchant

Step-2: SELECT B.ED. Semester -3 option

The screenshot displays the SBI SB Collect payment process. At the top, the SBI logo and 'SB Collect' header are visible. Below the header, navigation links for HOME, TRANSACTION HISTORY, FAQ'S, and CUSTOMER SUPPORT are present. The 'Payment Progress' section shows a sequence of steps: 'Select Payee' (completed with a green checkmark), 'Enter Payment Details' (current step with a blue circle), 'Verify Payment Details', 'Complete Payment', and 'Print Receipt'. A dropdown menu is open under 'Enter Payment Details', listing various categories. The 'BED Semester-3' option is highlighted with a red circle. Below the dropdown, the 'Payment Category:' label is visible. A yellow 'Back' button is located at the bottom right of the main content area.

Enter your correct Bill Book No. and proceed



LORETO COLLEGE | 7, MIDDLETON ROW, , KOLKATA-700071

Enter Payment Details

Payment Category *

BED Semester-4

Bill Book No *

Name *

Department

Tuition Fees *

1500

Fixed:Rs.1500

Semester Fees *

10000

Fixed:Rs.10000

Remarks :

- Please enter your correct Bill Book No

Enter Your Details

Individual

Organisation / Corporate

Select the mode of payment. For payment through Net banking / Credit Card / Debit Card, choose your suitable option. **For payment by cash in any State Bank of India branch, click 'SBI BRANCH'**

NET BANKING

CARD PAYMENT



UPI CASH PAYMENT

The screenshot displays the 'STATE BANK COLLECT MULTI OPTION PAYMENT SYSTEM' interface. It is organized into three main sections: 'Net Banking', 'Card Payments', and 'Other Payments Modes'.
1. **Net Banking**: Contains 'State Bank of India' (Bank Charges: Rs 11.8) and 'Other Banks Internet Banking' (Bank Charges: Rs 17.7).
2. **Card Payments**: Includes a warning about unavailability between 23:30 and 00:30 hours IST. It lists 'RuPay Rupay Card' (Rs 0.0), 'Foreign Card' (NOT ENABLED), 'Credit Cards' (Rs 91.45), and 'Prepaid Card' (NOT ENABLED).
3. **Other Payments Modes**: Includes a warning about unavailability between 22:30 and 23:30 hours IST. It lists 'UPI' (Rs 0.0), 'NEFT NEFT/RTGS' (NOT ENABLED), and 'SBI Branch' (Rs 59.0).
Blue arrows from the labels above point to the 'State Bank of India' and 'Other Banks Internet Banking' options in the Net Banking section; the 'RuPay Rupay Card' and 'Credit Cards' options in the Card Payments section; the 'UPI' option in the Other Payments Modes section; and the 'SBI Branch' option in the Other Payments Modes section.


If you want to pay by cash then select State Bank of India branch, click ‘SBI BRANCH’ (red circle)





STATE BANK COLLECT MULTI OPTION PAYMENT SYSTEM

Net Banking

 State Bank of India Bank Charges: Rs 11.8 CLICK HERE	 Other Banks Internet Banking Bank Charges: Rs 17.7 CLICK HERE
--	---




Card Payments

 This payment mode is not available between 23:30 hours IST and 00:30 hours IST

 Rupay Card Bank Charges: Rs 0.0 CLICK HERE	 Credit Cards Bank Charges: Rs 91.45 CLICK HERE	 Prepaid Card Bank Charges: -- NOT ENABLED
 Foreign Card Bank Charges: -- NOT ENABLED		

Other Payments Modes

UPI is not available between 22:30 hours IST and 23:30 hours IST

 UPI Bank Charges: Rs 0.0 CLICK HERE	 NEFT/RTGS Bank Charges: -- NOT ENABLED	 SBI Branch Bank Charges: Rs 59.0 CLICK HERE
---	---	---